

Citizens' Views and Priorities

Ben Page, Chief Executive, Ipsos MORI

@benatipsosmori
ben.page@ipsos.com

GAME CHANGERS



IPSOS TOP CITIES

Based on what you have seen yourself, or heard about from others, which three cities in the world do you think are the best to...

1. Live in?
2. Visit?
3. Do business in?

Which is the world's favourite city?

WHICH ARE THE TOP CITIES
FOR...

LIVING?



Top City for
living 2017:

Zurich

GAME CHANGERS



IPSOS TOP CITIES

Top cities for living 2017

City	% score	2017 rank	2013 Rank
Zurich	18	1 (-)	1
Sydney	16	2 (-)	2
Abu Dhabi	13	=3 (↑)	7
Vancouver	13	=3 (-)	N/A
Stockholm	13	=3 (↑)	8
London	12	=6 (↑)	=3
Amsterdam	12	=6 (↑)	=10
Toronto	12	=6 (↑)	6
Oslo	12	=6 (↑)	=10
New York	11	=10 (↓)	5
Paris	11	=10	=3

WHICH ARE THE TOP CITIES
FOR...

DOING BUSINESS?

An aerial photograph of Central Park in New York City, showing the lush green park area surrounded by dense urban development and skyscrapers. The Hudson River is visible in the upper left corner.

**Top City to
do business
in 2017:**

New York

Top five cities to do business in 2017

City	% score	2017 Index rank	2013 Index Rank
New York	23	1 (-)	1
Abu Dhabi	21	2 (-)	2
London	16	=3 (↑)	5
Hong Kong	16	=3 (-)	3
Tokyo	15	5 (↓)	4
Zurich	11	=6 (↑)	7
Beijing	11	=6 (-)	6
Los Angeles	11	=6 (↑)	10
Berlin	10	=9 (-)	=9
Shanghai	10	=9 (-)	=9

WHICH ARE THE TOP CITIES
FOR...

VISITING?



Top City to visit 2017: Paris

IPSOS TOP CITIES

Top five cities to visit 2017

City	% score	2017 Index rank	2013 Index Rank
Paris	21	1 (-)	1
Rome	20	2 (↑)	3
New York	16	3 (↓)	2
London	13	=4 (-)	4
Sydney	13	=4 (↑)	5
Abu Dhabi	12	=6 (-)	=6
Tokyo	12	=6 (-)	=6
Amsterdam	10	8 (↑)	=10
Los Angeles	9	9 (↓)	=7
Madrid/Zurich	8	10 (-)	=10

Top cities:

**Generational
favourites**

Top Cities Index: rank by generation

Baby Boomer (1945-65)	Gen X (1966-79)	Millennial (1980-95)	Gen Z (1996-)
1. Zurich	1. New York	1. New York	1. New York
2. Sydney	2. Abu Dhabi	2. Abu Dhabi	2. Abu Dhabi
3. New York	3. Sydney	3. Paris	3. Tokyo
4. London	4. London	4. London	4. London
5. Abu Dhabi	5. Zurich	5. Tokyo	5. Los Angeles
6. Paris	6. Paris	6. Rome	6. Paris
7. Vancouver	7. Tokyo	7. Los Angeles	7. Rome
8. Rome	8. Rome	8. Zurich	8. Sydney
9. Tokyo	9. Vancouver	9. Sydney	9. Amsterdam
10. Stockholm/Toronto/Vienna	10. Amsterdam	10. Amsterdam	10. Berlin

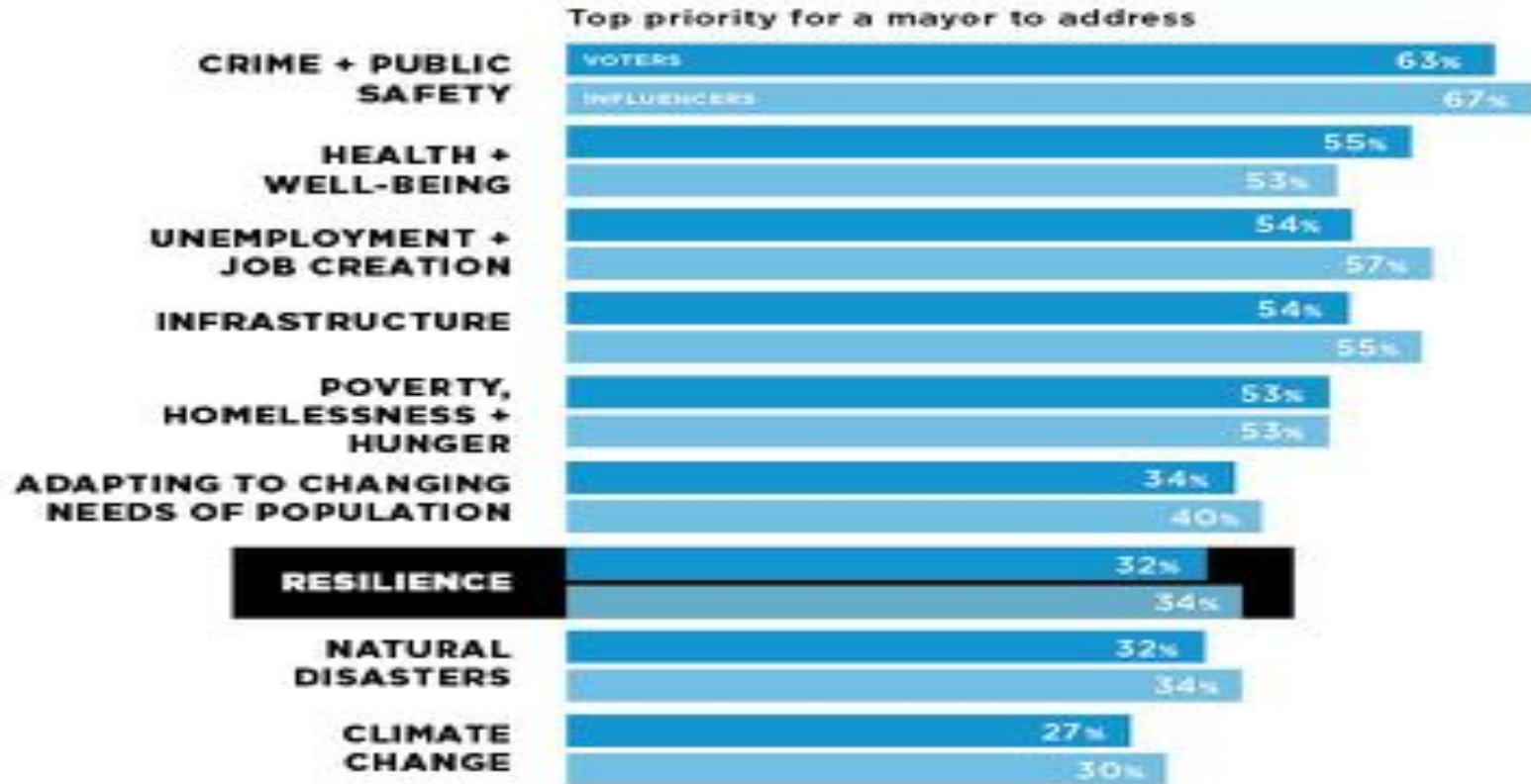
Top cities to live in: scores by generation

Baby Boomer (1945-65)		Gen X (1966-79)		Millennial (1980-95)		Gen Z (1996-)	
Zurich	23%	Zurich	21%	Abu Dhabi	14%	Los Angeles	16%
Sydney	19%	Sydney	19%	Zurich	14%	Abu Dhabi	15%
Vancouver	17%	Vancouver	14%	New York	13%	New York	15%
Stockholm	16%	Stockholm	14%	Sydney	13%	London	14%
Oslo	15%	Oslo	14%	London	13%	Amsterdam	13%
Toronto	14%	Abu Dhabi	13%	Paris	12%	Paris	12%
Vienna	12%	Toronto	12%	Amsterdam	12%	Zurich	11%
Amsterdam	12%	Amsterdam	12%	Toronto	12%	Rome	11%
Auckland	12%	Auckland	11%	Vancouver	11%	Sydney	11%
Copenhagen	11%	London	11%	Stockholm	11%	Tokyo / Vancouver/ Toronto	10%

Least popular cities out of 60 offered

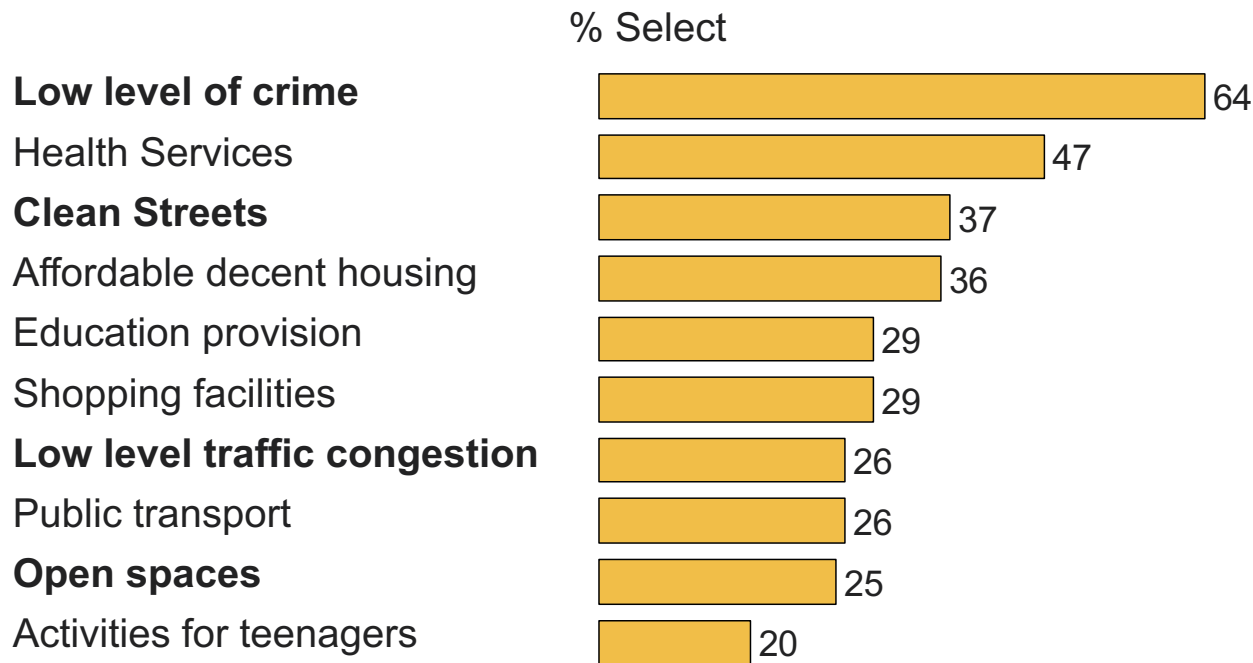
		Live %	Visit %	Work %
=48	Guangzhou, China	1%	1%	3%
=49	Tel Aviv, Israel	1%	1%	1%
=49	Manila, Philippines	1%	2%	1%
=49	Casablanca, Morocco	1%	2%	1%
=49	Jakarta, Indonesia	1%	1%	1%
=49	Warsaw, Poland	1%	1%	1%
=53	Bogota, Colombia	1%	1%	1%
=53	Belgrade, Serbia	1%	1%	2%
=53	Lagos, Nigeria	1%	1%	1%
=53	Karachi, Pakistan	*	1%	1%
=59	Nairobi, Kenya	*	1%	1%
=59	Tehran, Iran	*	1%	*

Globally...

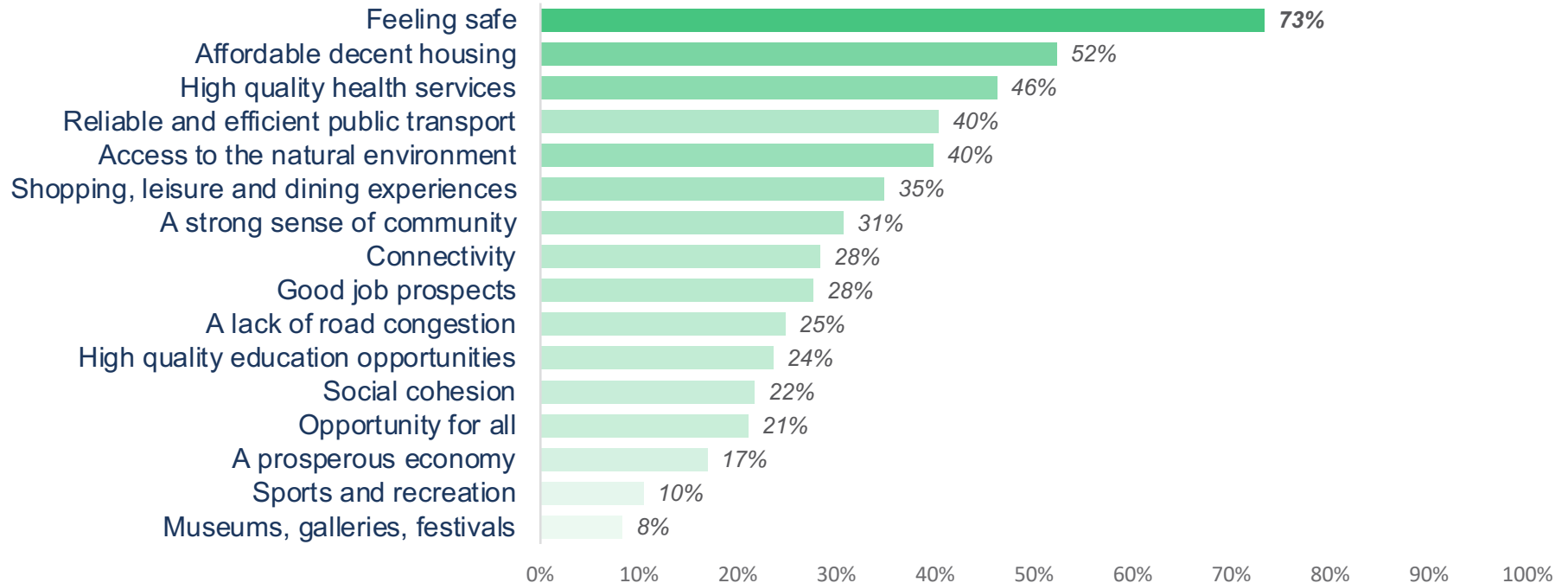


What Makes Somewhere a Good Place to Live?

Q *Thinking generally, which of the items on this list would you say are most important in making somewhere a good place to live? You can choose up to five*



Please select the top five attributes that you believe makes somewhere a good place to live...



<https://www.ipsos.com/en-au/life-australia-2017>

© 2017 Ipsos.

GAME CHANGERS





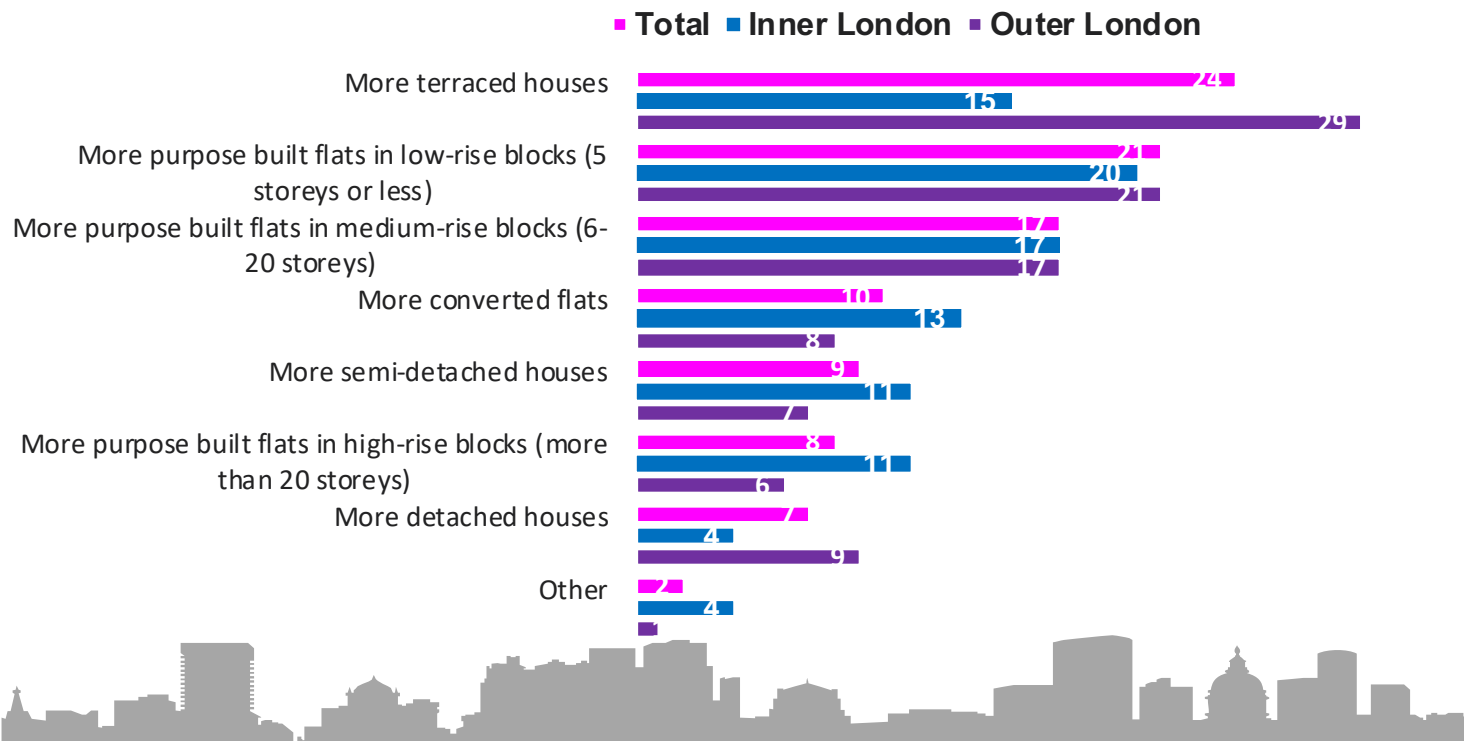


Most prefer to live in streets not tower blocks



Londoners want terraces, not high-rise

Which, if any, of the following types of housing do you think is the most suitable for meeting the needs of Londoners?



BASE: 504 ADULTS 15+ IN GREATER LONDON, 29 JAN-26 FEBRUARY 2016; INNER LONDON (186), OUTER LONDON (318)

Six out of ten want limits on tall buildings

To what extent, if at all, do you agree or disagree with the following statements.....?

There should be more limits placed on the height of new tall buildings being built or planned in London



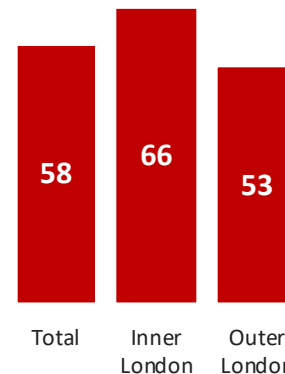

There should be more limits placed on the number of new very tall buildings with 50 or more storeys being built or planned in London



There should be no limits on the number of new very tall buildings with 50 or more storeys being built or planned in London



%
Disagree

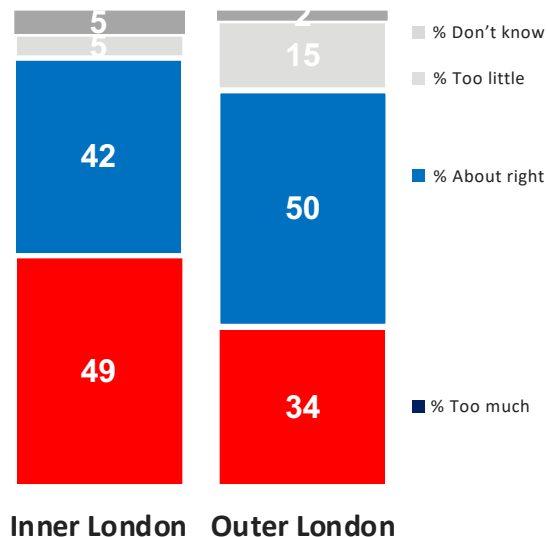
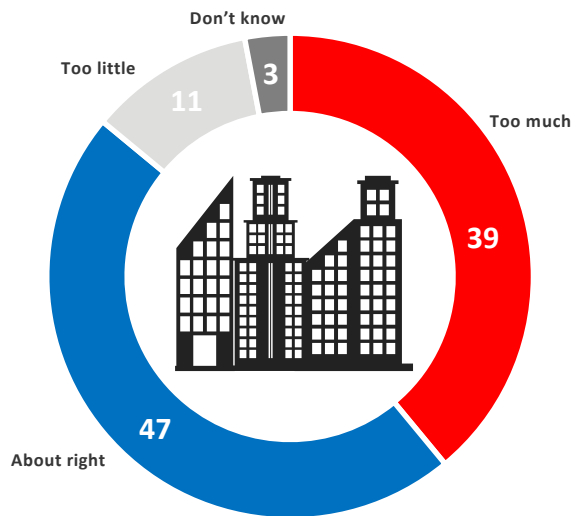


BASE: 504 ADULTS 15+ IN GREATER LONDON, 29 JAN-26 FEBRUARY 2016; INNER LONDON (186), OUTER LONDON (318)

49% in inner London say too many tall buildings

According to the latest research, there are nearly 270 buildings of over 20 storeys currently under construction, planned or proposed, including 25 that are between 50 and 70 storeys high.

Do you think the number of new tall buildings over 20-storeys currently under construction, planned or proposed is too much, too little or about right?



Base: 504 adults 15+ in Greater London, 29 Jan-26 February 2016; Inner London (186), Outer London (318)


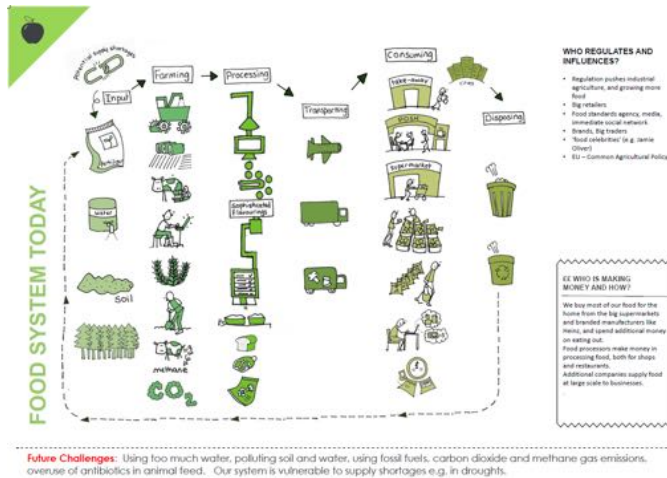
Bringing systems to life

MOVING CITIZENS FROM TODAY'S PROCESS TO TOMORROW'S TECHNOLOGIES

Dialogue participants discussed:

- 6 city systems
- 3 integrated future scenarios
- 10 technologies

Here is an example of how city systems might evolve in the future through technology

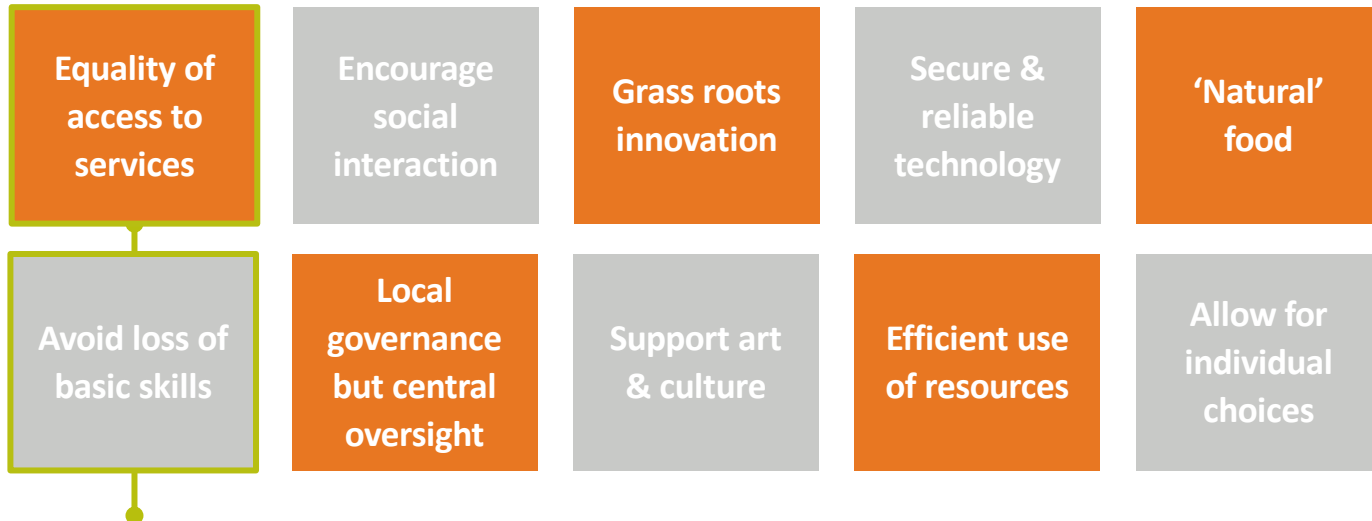


3D food printing
at home

GAME CHANGERS

Key principles for the vision of future cities

KEY VALUES EMERGING FROM CITIZEN DISCUSSIONS OF URBAN FUTURES



Most important principles for citizens

Key principles underpinning urban life

KEY VALUES EMERGING FROM CITIZEN DISCUSSIONS OF URBAN FUTURES

**Equality of
access to
services**

No citizens left
behind by lack of
access to
technology or
resources

**Local
governance
but central
oversight**

Local decision-
making but
government
oversight,
particularly
around health

**Grass roots
innovation**

Use innovation
to spark
community
projects &
resource sharing

**Efficient use
of resources**

Renewable
energy and
waste reduction
and re-use to
protect
environment

**‘Natural’
food**

Avoid losing
naturalness of
food, and keep
its social and
cultural aspects

Key principles for use of technology

KEY VALUES EMERGING FROM CITIZEN DISCUSSIONS OF URBAN FUTURES

Avoid loss of
basic skills

Encourage
social
interaction

Support art
& culture

Secure &
reliable
technology

Allow for
individual
choices

Use technology
to make life
easier, but avoid
losing skills e.g.
cooking

Use technology
to aid efficiency
but not to
replace all face-
to-face
interaction

Use innovation
to support art &
culture, not just
productivity &
efficiency

Data sharing can
offer tailored
services but
needs to be
secure


Smart devices
can encourage
positive
behaviour but
allow 'nudges' to
be ignored

Technology revolution in our future cities

CITIZEN PREFERENCES AROUND APPLICATION OF NEW TECHNOLOGIES

More positive reactions

Less positive reactions



In conclusion - change is coming

- Clean, safe, green top concerns – ahead of public health (but..)
- Technology changes fast
- Infrastructure more slowly
- Transparency and lack of trust...
- Greatest human needs unchanged
- Things aren't so bad
- Good luck!



Thank you

Email: ben.page@ipsos.com

Twitter: [@benatipsosmori](https://twitter.com/benatipsosmori)